

A



Creation



Teacher's Pack

The following teacher's pack offers teachers a wide variety of activities associated with the show, "*Robin Hood*". Activities range from games and exercises based on the language in the show to a synopsis of the plot and a comprehensive vocabulary list. Sheets with the smiling child header should be photocopied and distributed to students, whereas the ones marked "teachers" can be used as reference for yourselves.

We strongly recommend preparing students before coming to see a show. A **Face to Face** show in itself may be rewarding but understanding and appreciation are greatly increased as a result of previous preparation and post show activities. The fact that the students have a basic grasp of the plot and the vocabulary facilitates not only their understanding but also the work of the actors thus ensuring an activity beneficial to all those involved.

Face to Face would also like to stress the fact that their shows are live theatrical events and therefore certain basic conditions should be respected. Please remind students not to leave the auditorium during the show; not to eat or drink; to respect the other students and participants and that the idea of the show is NOT to test their English but to have FUN! All the above conditions are easily met with the presence and co-operation of you, the teacher.

Please come and visit our web site at www.face2facetheatre.com where we will be posting extracts of video and photos from the shows we will be doing over the course of the year as well as students' comments and many more surprises

One last thing... we would appreciate any feedback from students and teachers on the shows and the teacher's packs. Register at our web site at www.teatroeningles.com and you can leave comments on the shows you have seen and upload photos or drawings that your students have done.



Games and Activities

Definition game

Write down all the words that appear in the show on a piece of paper. Put them into a bag. One member of the class picks a word and the other students have to ask questions about the word in order to find out what the word is.

The student can only answer YES or NO. Every time the student says no a mark is put up on the board.

Plot Synopsis

1. Have the students listen to the plot synopsis and answer any possible questions.
2. Play the track and have the students fill in a gap exercise that you the teacher create.

Blackboard Game

Stick pictures of various objects relevant to the show on the blackboard. Split the class into two teams and give a number to each member of the team. For example, if the teams have five members each then number each team from one to five. The teams sit at a distance from the blackboard and the teacher shouts out a number, then an object. The first member of the team that touches the object on the board wins a point. The game continues until one of the teams reaches the set number of points: for example, the first team to reach ten points wins.





Songs

I tax the people of the town
I make them pay me everything they own.
I tickle and I whip until they beg for me to stop but I won't

I'm looking all over Sherwood
And I won't stop until I find Robin Hood
Until I'm hanging Robin
Won't stop till I'm hanging Robin
So help me Marion
Help help me Marion
Help me Marion
Help help me Marion
Help me Marion
Help help me Marion
Help me Marion
Help help me Marion
Help me Marion
Help me find Robin Hood
Help me Marion
Help help me Marion
Help me Marion
Help me find Robin Hood

Robin Hood is robbing from the rich and giving back to the poor
She's an expert with the bow and arrow and she's not bad with a sword

I'm looking all over Sherwood
And I won't stop until I find Robin Hood
Until I'm hanging Robin
Won't stop till I'm hanging Robin
So help me Marion
Help help me Marion



Transcripts of Dialogues

Dialogue

Sheriff: By order of the Sheriff of Nottingham (that's me). All people living in his domain (that's you) must pay their taxes tomorrow in the town square (that's here). All those who do not pay will be hung by the neck until dead.

Old Woman: Excuse me, Sheriff, I am old and poor and sick. What if I can't pay my taxes?

Sheriff: Then you will be hung by your neck until dead.

Old Woman: What if I only pay half?

Sheriff: Hung by the neck until dead.

Old Woman: What if I pay you three quarters?

Sheriff: Hung! Neck! Dead!

Old Woman: What if I pay my taxes but then Robin Hood steals it from you and gives it back to me?

Sheriff: Ha! Robin Hood! (Mood change) Robin Hood? YOU KNOW ROBIN HOOD? Do you know where I can find her?

Old Woman: Oh, no no no no no. (mood change) I don't think she really exists. She's just imaginary.

Sheriff: Imaginary?

Old Woman: An imaginary hero invented by old women like myself to help them sleep at night.

Sheriff: (Laughing) Yeah, you're probably right.

Old Woman: A hero who defends those who cannot defend themselves.

Sheriff: Ah, that's nice.

Old Woman: A hero who defends the poor, the weak, the hungry and sick. Poor people who cannot afford bread let alone pay taxes to an evil, greedy, ugly Sheriff.

Sheriff: Bad, bad Sheriff.

Old Woman: A hero who steals from the rich and gives back to the poor!

Sheriff: Yaay! Poor people! Wait. Wait. Wait. If Robin Hood doesn't exist, then who is stealing all my money?

Old Woman: Me.

Sheriff: You? (Laughs) A little old lady stealing from me, the Sheriff of Nottingham? That's a laugh!

Old Woman: You think I can't beat you up?

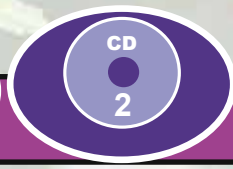
Sheriff: (Laughing even harder) You beat me up?

Old Woman: You think that's funny, eh? Take this! And that! (She hits him)

Sheriff: I'm going to tell the Sheriff about this... wait, I am the Sheriff!

Monologue

Hi. Hello! I am Robin of Loxley. Robbing from the rich and giving to the poor! I am an expert at the bow and arrow. I live in Nottingham and the Sheriff of Nottingham taxes the people too much money. He puts them in jail if they can't pay. It's not fair. So I steal money from the Sheriff and give it back to the poor. The Sheriff is torturing people at his castle. He has Maid Marion there. We need to stop him. We will take a short cut through Sherwood Forest. Let's go!



Scene 1: The Town Square

The sheriff of Nottingham is collecting taxes in the town square. The people who don't pay go to jail. Maid Marion has no money so he sends her to jail. Luckily, Robin Hood arrives to save the day. She is disguised as an old woman and she steals the money from the sheriff. Later, Robin Hood meets Friar Tuck and they make a plan to save Maid Marion.

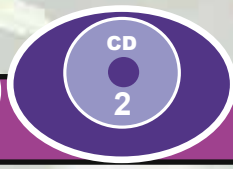




Scene 2: The Sheriff's Castle



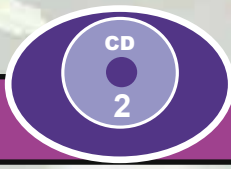
The Sheriff is angry and he makes a plan to get revenge on Robin Hood. So, he tortures a prisoner to get information. But he gets nothing. Then he begins to torture Marion. But Robin Hood and her Merry men come to save her and the other prisoners.



Scene 3: Sherwood Forest

Robin Hood and her Merry Men are in the forest practicing with their bows and arrows. A pair of fortune tellers approach them. They dance and distract Robin Hood. It is the Sheriff and his Executioner in disguise. The Sheriff grabs Marion and the money. Before leaving, he tells Robin that he is going to marry Marion and keep all the money.





Scene 4: The Castle



Back at the castle, The Sheriff is counting his money and planning his wedding with Marion. But, no Priest will marry them. So, he dresses the Executioner as the priest to perform the wedding. But Robin Hood, too, has a plan. He will disguise Friar Tuck as the King of England and surprise the Sheriff. Will the Sheriff have his evil way with Marion or will Robin save the day?



Comprehension Questions

1. Who is collecting the taxes from the people of the town?
 2. What happens to the people who do not pay their taxes?
 3. How is Robin Hood disguised when she steals the money from the Sheriff?
 4. Why is the Sheriff torturing the prisoners?
 5. How are the Sheriff and the Executioner disguised when they come to Sherwood Forest?
 6. What does the Sheriff plan to do with Maid Marion?
 7. Who will perform the wedding of the Sheriff and Maid Marion?
 8. Who is disguised as the King of England?
-

TRUE OR FALSE? (to be answered after seeing the show)

1. The Sheriff of Nottingham is a very nice man.
2. Anyone who does not pay their taxes will eat cake.
3. Maid Marion does not pay her taxes to the Sheriff.
4. Robin Hood steals money from the Sheriff disguised as a little boy.
5. Robin Hood is in the forest practicing the bow and arrow.
6. The Sheriff tortures anyone who does not pay his or her taxes.
7. The fortunetellers are looking for water.
8. The Executioner performs the wedding of the Sheriff and Maid Marion.
9. Friar Tuck disguises himself as Robin Hood to surprise the Sheriff.



Vocabulary

Students should be familiar with the following vocabulary before the show

Scene 1

Shortcut
Dead
Alive
Taxes
To owe
To pay
Cheese
Neck
Citizen
Poor
Rich
Greedy
Jail
To steal
Hero

Scene 2

To hang
Expert
Prisoner
To rob
Bow and
arrow
Torture
Feather
To stretch

Scene 3

Forest
Disguise
To be prepared
To aim
To shoot
Practice
Fortune tellers

Scene 4

Priest
Wedding
To marry
Your Majesty
'I pronounce you
man and wife'

Vocabulary Exercise 1

Listen to the words. Do you know them? Some of them? Raise your hand when you hear a word you know. Now listen to the CD again and repeat the words as you hear them.

Vocabulary Exercise 2

Listen to track 4. Circle the words you hear below.

Hero

Car

Cow

Expert

Church

Forest

Dead

Zombie

Greedy

Stupid

Hall

Wood



Vocabulary

Match the words with the pictures



GREEDY

JAIL

BOW AND ARROW

FOREST

TO SHOOT

WEDDING

CHEESE

TO STEAL

FEATHER

EXPERT

RICH

POOR



Vocabulary

Fill in the blanks with words from the vocabulary list at the bottom of the page.

1. _____ is made from cow's milk and is nice with bread.
2. A _____ is a part of a bird. It has many of them.
3. A _____ is a place where lots of trees can be found.
4. A _____ is where criminals are kept.
5. _____ is a word used to describe someone who wants lots of things.
6. A _____ is someone who saves people from danger.
7. A _____ is the ceremony where two people get married.
8. To _____ is to take something that isn't yours.
9. An _____ is someone who knows a lot about something.

feather

hero

wedding

cheese

jail

forest

greedy

steal

expert



BOW
SHOOT POOR
WEDDING HERO
STEAL GREEDY
CHEESE
AND TO FOREST
ALIVE FEATHER
RICH DEAD JAIL
TO ARROW
PRIEST
EXPERT

Word Cloud

Give your students a copy of the word cloud from the previous page. Explain that you are going to see a show in English. In pairs, ask them to look at the word cloud and guess what the play might be about. Take feedback from the students as an open class discussion. What do they think the play is about? Why?

Robin Hood Brainstorm

It is likely that your students are already aware of the legend of Robin Hood. The following exercise can help you find out what they already know about Robin Hood and His Merry Men. Write the following questions on the board and split your students into groups:

Where did Robin Hood live? Which country?

How old is the story of Robin Hood?

Why is Robin Hood a legend?

Who are Robin Hood's 'Merry Men'?

Who is Robin Hood's enemy as legend goes?

After your students answer these questions in their groups, address the following question to the class as a whole:

Why was Robin Hood called "The Prince of Thieves?"

Robin Hood



Vocabulary - Tornado

JAIL

HERO

PRIEST

RICH

POOR

GREEDY

BOW AND ARROW

TO STEAL

FOREST

DEAD

Tornado

This game is design to revise vocabulary for *Robin Hood*:

**jail, forest, dead, bow and arrow, to steal, poor, greedy, priest,
rich, hero, 'TORNADO'**

Cut out the cards from the grid on the previous page. Divide your class into two teams (the easiest way to do this without moving your students is up the middle of the classroom; the left hand side can be team A and the right hand side, team B). Choose a volunteer from each team to come to the front of the class and take a word card from the pack. He or she must draw a picture of the word on the white board; if the word is 'forest', the student draws a forest. When the volunteers from both team A and team B have finished, they can return to their seats and the next volunteer from each team comes up to take a word card and draw the word. The aim of the game is to be the first team to complete all 10 words. But BEWARE! If a student pulls out the word 'Tornado', s/he can rub out one of the other team's words! Continue the game until one of the teams completes all their, or until every student has had the opportunity to draw something on the board.

Telephone

This game uses the same word cards as the previous activity. Again, divide your class into two teams, but this time, line the teams up in two rows facing the white board. Take the pack of word cards to the back of the line and show a word to the last student in each line. They must whisper the word to the student in front, and so on, until the word reaches the first student in the line, who then writes the word on the board. Whichever team writes the word correctly on the board first wins, and points can be deducted for incorrect spelling or an incorrect/inaccurate word. The first student from each team then goes to the back of the line, so that everyone in the class takes a turn at writing on the board. Keep a score of each team's points (you can make your own system, however the game works well with two points for coming first if the answer is correct, one point for coming second if the answer is correct, and minus one point if there is a spelling mistake/inaccurate word.). The game ends when all of the words have been played or when every student has taken a turn at the front of the line, and the team with the most points wins. For older learners you can make the game more challenging by including extra words from the vocabulary page, or adapting the game by showing picture cards rather than printed words.



Characters

Match the descriptions at the bottom of the page with the pictures and write down the name of each character in the play.



1

The Sheriff is a greedy, evil person. He wants only money and power. He is unkind and ugly because he is so cruel.

2

A legend. The hero of the play. Robin Hood is kind, fair, and an expert at the Bow and Arrow. She steals from the rich and gives to the poor.

3

Little Jane is strong but she cannot shoot an arrow. She does not speak a lot but she is kind.

4

Maid Marion is beautiful and intelligent. She is Robin Hood's friend.

5

The Friar is Robin Hood's friend and sidekick. He loves to laugh and make jokes. He is short and fat and happy.



Listening Exercises

Cut the following dialogues into strips. Mix the strips up. Listen to the track and put the strips into the correct order.

- Sheriff: By order of the Sheriff of Nottingham (that's me). All people living in his domain (that's you) must pay their taxes tomorrow in the town square (that's here). All those who do not pay will be hung by the neck until dead.
- Old Woman: Excuse me, Sheriff, I am old and poor and sick. What if I can't pay my taxes?
- Sheriff: Then you will be hung by your neck until dead.
- Old Woman: What if I only pay half?
- Sheriff: Hung by the neck until dead.
- Old Woman: What if I pay you three quarters?
- Sheriff: Hung! Neck! Dead!
- Old Woman: What if I pay my taxes but then Robin Hood steals it from you and gives it back to me?
- Sheriff: Ha! Robin Hood! (Mood change) Robin Hood? YOU KNOW ROBIN HOOD? Do you know where I can find her?
- Old Woman: Oh, no no no no no. (mood change) I don't think she really exists. She's just imaginary.
- Sheriff: Imaginary?
- Old Woman: An imaginary hero invented by old women like myself to help them sleep at night.
- Sheriff: (Laughing) Yeah, you're probably right.
- Old Woman: A hero who defends those who cannot defend themselves.



Listening Exercises

Sheriff: Ah, that's nice.

Old Woman: A hero who defends the poor, the weak, the hungry and sick. Poor people who cannot afford bread let alone pay taxes to an evil, greedy, ugly Sheriff.

Sheriff: Bad, bad Sheriff.

Old Woman: A hero who steals from the rich and gives back to the poor!

Sheriff: Yaay! Poor people! Wait. Wait. Wait. If Robin Hood doesn't exist, then who is stealing all my money?

Old Woman: Me.

Sheriff: You? (Laughs) A little old lady stealing from me, the Sheriff of Nottingham? That's a laugh!

Old Woman: You think I can't beat you up?

Sheriff: (Laughing even harder) You beat me up?

Old Woman: You think that's funny, eh? Take this! And that! (She hits him)

Sheriff: I'm going to tell the Sheriff about this... wait, I am the Sheriff!

Robin Hood



Listening Exercises

Listen to the track and fill in the gaps using the words at the bottom of the page.

Robin Hood of Sherwood Forest:

Hi. Hello! I am Robin of Loxley. Robbing from the _____
and giving to the _____. I am an expert at the bow and
_____. I live in Nottingham and the _____ of Not-
tingham taxes the people too much _____. He puts them in
_____ if they can't pay. It's not fair. So I _____ money
from the Sherrif and give it back to the poor. The Sherrif is torturing
people at his _____. He has Maid Marion there. We need
to stop him. We will take a _____ through Sherwood
forest. Let's go!

short cut

poor

castle

jail steal

rich

Sheriff

money

arrow



Song Exercises

Working with the songs

The words to the songs from the show appear below. It usually produces better results for children to learn the songs by singing along and copying you. Introducing actions will help children to understand the meaning of the words and to memorize the song. Remember, the children will have the opportunity to sing along during the show, and if they can do actions too, so much the better!

Cut the lyrics into strips. Mix the strips up. Listen to the song and put the strips into the correct order.

I tax the people of the town
I make them pay me everything they own.
I tickle and I whip until they beg for me to stop but I won't

I'm looking all over Sherwood
And I won't stop until I find Robin Hood
Until I'm hanging Robin
Won't stop till I'm hanging Robin
So help me Marion
Help help me Marion
Help me Marion
Help help me Marion
Help me Marion
Help help me Marion
Help me Marion
Help help me Marion
Help me Marion
Help me find Robin Hood
Help me Marion
Help help me Marion
Help me Marion
Help me find Robin Hood

...

Robin Hood is robbing from the rich and giving back to the poor
She's an expert with the bow and arrow and she's not bad with a sword

I'm looking all over Sherwood
And I won't stop until I find Robin Hood
Until I'm hanging Robin
Won't stop till I'm hanging Robin
So help me Marion
Help help me Marion